

Psychological Medicine (forthcoming)

This article has been accepted for publication and is currently in production. This article has not yet been copyedited and proofread. The article may be cited using DOI: 10.1017/S003329171700215X, but it must be made clear that it is not the final version.

The Relationship between Exclusion from School and Mental Health: A Secondary Analysis of The British Child and Adolescent Mental Health Surveys

2004 and 2007

Professor Tamsin Ford, University of Exeter

Dr Claire Parker, University of Exeter

Dr Javid Salim, University of Exeter

Professor Robert Goodman, Kings College London

Professor Stuart Logan, University of Exeter

Professor William Henley, University of Exeter

Short title: The Relationship between School Exclusion and Mental Health

Conflicts of interest: Robert Goodman is owner of Youthinmind Limited, which provides no-cost and low-cost websites related to the DAWBA and SDQ

Word count 4183

Abstract

Background Children with poor mental health often struggle at school. The relationship between childhood psychiatric disorder and exclusion from school has not been frequently studied, but both are associated with poor adult outcomes. We undertook a secondary analysis of the British Child and Adolescent Mental Health Surveys from 2004 and its follow up in 2007 to explore the relationship between exclusion from school and psychopathology. We predicted poorer mental health among those excluded.

Method Psychopathology was measured using the Strengths and Difficulties Questionnaire, while psychiatric disorder was assessed using the Development and Well-Being Assessment and applying DSM IV criteria. Exclusion from school and socio-demographic characteristics were reported by parents. Multivariable regression models were used to examine the impact of individual factors on exclusion from school or psychological distress.

Results Exclusion from school was commoner among boys, secondary school pupils, and those living in socio-economically deprived circumstances. Poor general health and learning disability among children and poor parental mental health were also associated with exclusion. There were consistently high levels of psychological distress among those who had experienced exclusion at baseline and follow up.

Conclusions We detected a bi-directional association between psychological distress and exclusion. Efforts to identify and support children who struggle with school may therefore prevent both future exclusion and future psychiatric disorder.

Keywords epidemiology, psychiatric disorder, psychopathology, school, exclusion

Introduction

Exclusion from school is a disciplinary tool used around the world; in the UK, exclusions can be of either fixed-period(s) of up to a total of 45 days per academic year, or a permanent expulsion that terminates the child's attendance at the excluding school. The effects and application of exclusion from school remain a contentious issue; previous research has suggested that it is associated with both internalising and externalising psychopathology, as well as poor occupational and academic outcomes (Obsuth et al., 2016; Whear et al., 2014; Parker et al., 2014). According to the latest English government figures (Department for Education, 2016a), the number of permanent exclusions for 2014/15 was 5800 (0.07% of school population) and for fixed-term the number was 302,980 (3.88% of school population). The commonest reason for exclusion was persistent disruptive behaviour. Characteristics of pupils who appear to be over-represented in these statistics include boys, children with special educational needs (SEN), eligibility for free school meal (FSM), young people aged 14 plus, and those from Black and Minority Ethnic groups (BME; excluding Asian and Chinese).

Childhood psychiatric disorders are common (8-18% of the school age population), persistent, possibly increasingly prevalent and associated with several adverse outcomes including educational failure, adult mental illness, risk-taking behaviour and criminality (Costello et al., 2005; Collishaw et al., 2004; Ford et al., 2017; Kim-Cohen et al., 2003). Population-based studies demonstrate that when psychopathology is measured using a dimensional approach, there is a continuous spectrum of psychological functioning (Ford & Parker, 2016), although Goodman and Goodman (2011) reported a linear association between psychopathology scores and the likelihood of psychiatric disorder. These findings suggest that for every child who meets diagnostic criteria, there will be

several others who are struggling. Poor childhood mental health is associated with disruptive behaviour (Vorhaus & Vorhaus, 2012) and poor academic attainment (Copeland et al., 2014) both of which may increase the likelihood that a child may be excluded. Previous research (Ford et al., 2004) reported that socioeconomic deprivation, poor general health, family dysfunction, parental psychiatric illness, adverse life events and ethnicity were associated with an increased prevalence of psychiatric disorder. This suggests an overlap between the characteristics of children who are most likely to have a psychiatric disorder and those most likely to be excluded from school. In addition, most child mental health-related contacts with services occur within the education sector, and similar proportions of children with psychiatric disorder access specialist education professionals as attend child and adolescent mental health services with relatively few attending both (Ford et al., 2007). Two linked systematic reviews revealed a gap in the research literature, with very few studies that have explicitly explored the link between exclusion from school and psychopathology (Whear et al., 2014; Parker et al., 2014). The few studies that have suggest that exclusion from school may be commoner among children with psychiatric disorder than their mentally healthier peers, while psychopathology is more prevalent and / or severe among children excluded from school as compared to those who are not excluded (Parker et al, 2014; Whear et al, 2014). Notably, none of the studies detected by these reviews were primarily focused on this topic.

With this in mind, we undertook a secondary analysis of the British Child and Adolescent Mental Health Survey 2004 (Green et al., 2005) and its three year follow up (Parry-Langdon, 2008). We predicted that children with poor mental health (regardless of whether they met diagnostic criteria for psychiatric disorder) would be more likely to be excluded from school than their peers in both 2004 and 2007. Similarly, we hypothesised that children who had been excluded from school in 2004 would have poorer mental health in 2007 compared to those children who have not been excluded from school at baseline.

Methods

The original survey had approval from Medical Research Ethics Committees (MREC); the Peninsula College of Medicine and Dentistry granted approval for this secondary analysis.

Sampling strategy and response rates

A representative sample of children and young people aged 5-16 years living in private households in Great Britain was selected from a sampling frame for England, Wales and Scotland using the Child Benefits register (Green et al., 2005). Child Benefit was at that time a universal benefit payable to British parents for each child, with near 100% take up. Families were excluded if they did not have a valid postcode, lived in postal sectors that were deemed too small (< 100 families; 0.25% of addresses) or were considered too sensitive to approach. Coverage of children aged 5-16 years was estimated to be 90%.

Four hundred and twenty six postal sectors were sampled with a probability related to size of the sector, and stratified by regional health authority and social economic group. Figure 1 describes the recruitment process. Parents (n=12,294) were invited to take part in the study by letter from the Office for National Statistics. In both surveys, all parents were interviewed, as were children aged 11 and over; when the family agreed, a brief questionnaire was mailed to a teacher nominated by the family. The final sample size at baseline (2004) was 7977, which represented 65% of those approached. In the follow-up study in 2007, 73% of the 7,329 parents who were contacted completed interviews; the final sample size at follow-up was 5326 (72% response rate).

Insert Figure 1

Young people were aged between 7 and 19 years at follow up, with 1704 aged 16 and over; of these 469 (28%) were reported to be in full time education in 2007.

Measures

Psychopathology was measured using the Strengths and Difficulties Questionnaire (SDQ) (Goodman, 2001, www.sdqinfo.org) and the Development and Well-being Assessment (DAWBA) (Goodman et al., 2000) in both surveys.

All parents, teachers and children over 11 years were invited to complete the SDQ, which is a measure of common childhood psychopathology, validated across multiple populations (Goodman, 2001, www.sdqinfo.org). The SDQ comprises of 25 items that make up five sub-scales, which include emotional symptoms, conduct problems, hyperactivity / inattention, peer problems and pro-social behaviour. A total difficulties score is calculated by adding the sub-totals from the first four subscales. The SDQ impact supplement asks the informant whether they consider the child to have a significant mental health problem and if so how long any difficulties have been present, distress to the child, the impact for the child on their home life, friendships, classroom learning and leisure activities; and the burden on the informant. Questions for teachers exclude home life and leisure activities.

The DAWBA (Goodman et al., 2000) is a standardised diagnostic interview that combines both structured and semi-structured features; information is collected from parents, young people aged 11 or over and teachers. The structured questions relate to diagnostic criteria in DSM-IV (American Psychiatric

Association, 1994) and ICD-10 (World Health Organisation, 1993), which are complemented by a series of open-ended questions where problems were identified. The quantitative and qualitative information from all available informants was reviewed by a small team of experienced child psychiatrists (including TF and RG) who assigned psychiatric diagnoses according to DSM-IV classification (American Psychiatric Association, 1994). Each rater worked independently with regular group discussion of complex and borderline cases. These were reviewed diagnosis by diagnosis by the programme developer (RG) for consistency. The kappa statistic for chance-corrected agreement between two clinicians who independently rated 500 children was 0.86 for any disorder (standard error SE 0.04), 0.57 for internalising disorders (SE 0.11), and 0.98 for externalising disorders (SE 0.02). The test-retest reliability of the DAWBA has not been ascertained as it is doubtful that you could obtain valid responses to such a detailed assessment over a short enough period of time to ensure that the child's symptoms had not changed. Having a small clinical team made it easier to maintain diagnostic consistency.

Exclusion from school

Both surveys asked parents 'Has [*Name Child*] ever been excluded from school'(Green et al., 2005, Parry-Langdon, 2008); the parent could respond 'yes' or 'no'. The 2007 survey asked a series of questions about the type, reason, and length of exclusion and what educational provision the child received afterwards. As these details were not available for 2004 and there were so few permanent exclusions reported in 2007 (see Table 1), all reported exclusions were analysed together. Exclusion status was classified into four groups: no exclusion in either survey (n=3879), exclusion in both surveys (n=54), exclusion in 2004 only (n=19) and excluded in 2007 only (n=129).

Background information

Demographic details such as family type, ethnicity, parental educational qualifications and weekly household income, were obtained from the interview with parents. Housing tenure were grouped into whether families owned or rented their accommodation.

Neighbourhood environment was assessed using the ACORN (A Classification Of Residential Neighbourhoods; CACI Information Services, 1993). Parents rated their child's general health using a five-point Likert scale from very good (1) to very bad health (5), which was dichotomised by combining reports of very good and good health (n=7401) or poor health (fair, bad and very bad; n=464). Parent's mental health was measured using the 12 item General Health Questionnaire (GHQ, Goldberg and Williams, 1988) with a cut point of 3 or more to indicate distress (Green et al., 2005).

A child was deemed to have a learning disability if one or both of the parents or teachers had estimated that the child's mental age was 60% of the chronological age or less (e.g. a mental age of 6 or less at a chronological age of 10) (Liddle et al., 2009). Teachers also provided information about the child's level of attainment in comparison to their peers. This was coded into a binary variable no learning disability or moderate/severe learning difficulty (n=7768, 161 respectively).

Analysis

Descriptive statistics

Analysis was conducted using STATA 13.0 (StataCorp, 2013). Tests of association between categorical variables and exclusion status were conducted using chi-square tests; with one-way ANOVA for continuous variables. Trends in parental total difficulties SDQ scores both at baseline and follow-up were explored.

Logically all the children with parents who reported exclusion in 2004 should have been reported to have had exclusions in 2007 as the question asked about “ever”, but as some parents only reported exclusion in 2004, these four groups were analysed separately at the bivariable level.

Adjusting for survey design and probability weights

Sampling weights adjusted for the probability of postal sector selection in the sampling frame and to compensate for differential response rates by region and strata at the time of the initial survey in the reported prevalence estimates. The remaining analyses were conducted on un-weighted data because analyses of the initial British Child and Adolescent Mental Health Survey showed very small design effects on most estimates (Heyman et al., 2001). Importantly, for an outcome that might cluster in families, only one child per family was selected.

Regression models

Unadjusted models were fitted to establish the impact of individual factors on the outcome of exclusion from school (logistic regression) or psychological distress measured by parental SDQ total difficulties score (linear regression). Multi-variable regression models controlled for relevant confounding factors suggested by the background literature (Daniels et al., 2003, Hayden and Dunne, 2001, Hayden and Lawrence, 1995, Hemphill et al., 2010, Parsons, 2010, Skiba et al., 2011). The expected probability of exclusion from school was calculated for baseline SDQ score on exclusion at follow-up, stratified by gender because of the over-representation of boys among children who are excluded, and adjusted for other detected independent predictors to avoid over-

estimating the influence of psychological distress. A backwards stepwise approach was adopted where non-significant variables were individually removed until all variables retained were significant, aside from gender, age and ethnicity. The potential confounding variables considered included baseline parental mental health, exclusion status at baseline, age, household occupation, neighbourhood deprivation, household income, ethnicity, parental general mental health, mother's highest educational qualification, general health of the child and general learning disability of the child. This analysis omitted children who were excluded only in 2004 (n=19) and those excluded at both time points (n=54) as we wanted to test the relationships of baseline mental health on future exclusion. Interactions were studied between gender and age. The comparison group was children who had not been excluded from school. The SDQ score and psychiatric diagnosis were not included as covariates when the other was the outcome due to collinearity.

Prospective models were based on new exclusions/diagnosis in 2007. The wording of the question parents were asked about their child's exclusion did not distinguish exclusions that predated 2004 (baseline) from those that had occurred between the surveys. Thus, children who were excluded only in 2004 or at both time points were omitted from these analyses. Equally those who had a disorder only in 2004 or at both time points were absent from these models.

Results

Prevalence of exclusion from school of the overall dataset

At baseline 3.9% (n=313) of the sample had been excluded; 75% were boys (n=236) and most were aged 11-16 years (87.5%, n=274). At follow-up, 4.5% (n=183) reported exclusion, of which 70% (n=129) were "new" exclusions; over half of the children who had been excluded by 2007 had experienced more

than one exclusion (Table 1), although permanent exclusions were uncommon (10% of those excluded). In addition, 14% had moved from the school that excluded them, whereas only a third reported that they received additional support after the exclusion.

Insert Table 1 here

Description of the sample according to exclusion status

In both surveys, the experience of exclusion was commoner among boys, secondary school pupils, and those with socio-economic deprivation, but the expected relationship with BME, was not detected (Table 2). Poor child general health and learning disability and poor parental mental health were also associated with exclusion at both time points.

Insert Table 2 here

Exclusion status and SDQ parental total difficulties

Figure 2 demonstrates consistently high levels of psychological distress among those who had experienced exclusions at both time points that exceeded the commonly quoted clinical cut point of 16 (www.sdqinfo.org). Mean parental SDQ scores were raised at the time that data was gathered among children

with exclusions reported only once and the levels of psychological distress were consistently higher among children reported to have experienced exclusion at any time point compared to their non-excluded peers.

Insert Figure 2 here

Mean SDQ total difficulties score at baseline was associated with exclusion from school in cross sectional analysis (Odds ratio 1.16 95% confidence interval 1.14-1.18) and prospectively (Odds ratio 1.11, 95% confidence interval 1.08-1.14) as illustrated by Table 3. A significant interaction was detected between the age and psychological distress in the cross sectional analysis (but not longitudinally) with exclusion (adjusted OR= 0.93 (95% CI: 0.88-0.97), p0.002). For every point increase in the SDQ, the odds of exclusion increased by 15% among those aged 11-15 years compared to 23% of those aged 5-10 years.

Insert Table 3 and Figure 3 here

The probability of exclusion at follow-up (see Figure 3) was based on an adjusted model presented in

Table 3. This graph presents the predicted probability for boys (other variables coded as 0 to avoid overestimating the probability of exclusion by omitting the influence of other independent predictors) and suggests that the likelihood of exclusion from school at follow up accelerates from about a score of 20 on the SDQ. Data for girls were too sparse to present a similar graph.

Prospective unadjusted models showed that children excluded from school at baseline have significantly higher SDQ scores at follow up (Beta Coefficient 6.76 (5.85-7.66) $p < 0.001$), and higher odds of a new psychiatric disorder (Odds ratio: 7.09 (5.07-9.91) $p < 0.001$), compared to children who had not been excluded from school in 2004. This association remained after controlling for potential confounders (**Error! Reference source not found.** and **Error! Reference source not found.**).

Insert Tables 4 and 5 here

Discussion

We found associations with psychopathology in BCAMHS 2004 and 2007 among children excluded from education. High levels of psychological distress were consistently detected among excluded children, while baseline psychopathology was a significant predictor of a child's likelihood of being excluded despite adjusting for common correlates of exclusion (Daniels et al., 2003, Hayden and Dunne, 2001, Hayden and Lawrence, 1995, Hemphill et al., 2010, Parsons, 2010, Skiba et al., 2011). Furthermore, the impact of psychopathology on the likelihood of being excluded was greater when experienced at a younger age. Exclusion from school was likewise associated with increased psychopathology. This bidirectional association suggests that remediation and support for children whose behaviour challenges school systems is important. Timely intervention may prevent exclusion from school as well as future psychopathology. The notion of early identification of difficulty for children who are struggling is acknowledged throughout literature and policy (Department for Education and Department of Health, 2014, Kim-Cohen et al., 2003, Taggart et al., 2006), while

studies suggest that early intervention may have a beneficial impact (Beckett et al., 2010, Patton et al., 2014).

Boys, secondary school pupils, and children from a deprived socio-economic background, or with poor general health or learning disabilities were significantly more likely to be excluded at both time points. These factors correlate with government statistics for the same years, although we failed to detect significant association with BME status shown repeatedly in national statistics (Department for education 2016, Department for Education 2013; Department for Children, Schools and Families, 2005, Department for Children, Schools and Families 2009). This may be due to the small numbers of children from ethnic minorities in the sample analysed. In addition, coming and parental mental health disorders were also related to exclusions, which is less readily gauged from governmental statistics.

At baseline, 3.9% of the BCAMHS sample reported an exclusion compared to 4.7% of the national school population for the same period. This difference may be due to selection bias; the participation and drop-out rates in cohort studies of populations with psychiatric disorders is high, although the impact of drop-outs on the validity of regression models may be less than commonly believed, or indeed negligible (Wolke et al 2009). In keeping with the contemporaneous national statistics, permanent exclusions in the 2007 follow up were a rare event and most children in the sample remained at the school that excluded them. However, parents reported little support following the exclusion. This may be due to a failure of communication of reintegration strategies to parents and / or a lack of engagement by the child and parent with support that was offered, but suggests that there is considerable room for remediation that might reduce the number of children who experience multiple exclusions from school.

Few epidemiological studies have explored the impact of mental health on school exclusions. Those published have demonstrated associations between children with impairing psychopathology and

exclusion from school, particularly among children with ADHD (Barkley et al., 1991, Bauermeister et al., 2007, Miller et al., 2012, Norwich, 2002, Rohde et al., 1999) and depression (Meyer et al., 1993, Rushton et al., 2002). Our findings reinforce the need for larger longitudinal studies to investigate these links in greater depth.

Given the established link between children's behaviour, classroom climate and teachers' mental health, burn out and self-efficacy, greater availability of timely support for children whose behaviour is challenging might improve teachers' productivity and school effectiveness (Titheradge et al, under revision ; Kidger et al, 2016; Aronsson et al., 2003; Maguire & O'Connell, 2007). Current guidance from the Department for Education (Department for Education, 2016b) focuses on authoritarian approaches to discipline and disruptive behaviour. In contrast, evidence-based programmes for conduct disorder emphasise the effectiveness of clear rules and instructions combined with promotion of positive behaviour through praise, encouragement (National Institute for Health and Care Excellence, 2013; Whear et al, 2013). In contrast, current policy guidance also specifically recommend exploring whether continuing disruptive behaviour is a sign of unmet needs, and a number of vulnerable children may face exclusion from school that might be avoided with suitable interventions (Donno et al., 2010, O'Regan, 2010). There is also an increasing focus on the promotion of mental health and well-being in schools (Department for Education 2016b, Department of Health, 2015, House of Commons 2017) with recommendations to improve communication between schools and child mental health services; schools are encouraged to undertake needs assessment, planned support, and regular review with changes where necessary for pupils with poor mental health (Department for Education, 2016b). Early detection is a key theme, highlighting a need for teachers to have a low threshold to refer for specialist educational needs services. Specifically, the guidance refers to the use of the SDQ to aid detection and referral. This approach is potentially unethical if CAMHS or specialist educational needs services lack the capacity to respond and / or school budgets are not allocated to support the recommendations

made after specialist assessment. Previous work conducted by this team (Parker et al., 2016a) suggests that children whose poor mental health is recognised by parents and / or teachers are MORE likely to be excluded than those whose psychiatric disorder is not recognised. Early identification without adequate support will be insufficient.

Parents report that teachers are the most commonly contacted “service” in relation to children’s mental health (Ford et al. 2007; Newlove Delgado et al, 2015). In 1999 British Child and Adolescent Mental Health Survey, similar numbers of families accessed mental health as did specialist education resources with little overlap between access to the two services (Ford et al, 2007). The additional mental health related activities imposed substantial costs on schools (£799.2 million using 2008 prices) and specialist educational services (£508.8 million) which greatly exceeded those to other public sector services (£162.8 million for health and welfare combined; Snell et al. 2013). Marked inter-individual variation in costs suggest inefficiencies in the use of resources (Knapp et al. 2015). Anecdotally, these costs are mostly sunk in internal and / or multi-agency meetings rather than therapeutic activity; the diversion of professional time from meetings could potentially therefore improve outcomes without additional overall costs to the education system. While some economists would argue that the time involved for school staff is not an additional cost, it is certainly an opportunity cost as it diverts them away from alternative educational activity. Furthermore, characteristics other than the severity of psychological distress predicted service costs, and included some tractable issues such as reading attainment and parental psychopathology (Knapp et al., 2015). Effective reading remediation or the active treatment of parental depression might also support the recovery of some children’s mental health and may reduce the burden of mental-health related demands on the education system.

These analyses benefit from the large nationally representative sample, validated measures, and prospective follow up, but secondary analyses are constrained by the data available and the original questions asked. For example, the question to parents about types of exclusion and educational and

other provision after exclusion did not specify which exclusion for children who experienced more than one, and while the options for educational provision are mutually exclusive, the options for mental health provision are not (see Table 1). As more than half reported multiple exclusions, the reports of no access to educational or mental health provision are even more striking. Similarly, we had no measure of eligibility or uptake of FSMs, although we did have access to multiple other socio-economic indicators. Exclusion from school results from a complex interaction of factors (Parsons, 2010, Parker et al 2016b); including social, family and community issues in addition to mental health and learning. Adjustments in the models were made to account for some of these factors but the direction of influence in relation to the impact of mental health on exclusion from school and the effect exclusion from school had on children's mental health are difficult to untangle. Data on the timing of exclusions and additional time-points would have offered the potential to conduct a survival analysis, while data on the number of exclusions would have permitted a more nuanced descriptive analysis.

Not all parents consented to contact with schools, and not all teachers contacted responded; hence our decision to use parent reported psychopathology to allow more children to be included in the regression models but this may not reflect the child's function in the classroom, which parents do not directly witness. Studies have shown relatively low inter-informant agreement about childhood psychopathology, which may have been present here (Achenbach et al., 1987, Collishaw et al., 2009). Ideally parent reported exclusions would be supplemented with teacher and child reports or links to administrative data. Parents may under-report, given the stigma surrounding exclusion from school, but this may be balanced by reporting of unofficial / illegal exclusions that would not be included in official statistics (Children's Commissioner, 2013). Indeed, as 19 children were reported to be excluded "only" in 2004 when the question at both time points asked if a child had EVER been excluded indicates demonstrates this, although these children did have lower levels of psychopathology reported by their parents at follow up than those whose parents reported exclusions at both time points.

In summary, we detected evidence of an independent bi-directional association between child mental health and exclusion from school that suggests that prompt assessment and suitable support might for children whose behaviour challenges their school placement may both avert some exclusions and improve the child's mental health.

Key points

- Exclusion from school is a common disciplinary procedure, and although there is a suggested link between childhood psychopathology and exclusion, there is a lack of research focussed on this topic
- Our study shows a bidirectional relationship between exclusion from school and psychopathology in children seen in a large population based survey of childhood mental health in Great Britain and its follow up three year later
- Prompt identification and intervention to support children suffering psychological distress and demonstrating challenging behaviour may avert exclusions and improve their future mental health
- Given the lack of large scale longitudinal studies into exclusion and childhood mental health, our research reinforces the need for more in depth studies addressing these issues and testing the effectiveness / cost-effectiveness of intervention

Acknowledgements

Claire Parker's PhD studentship was supported by the National Institute for Health Research (NIHR) Collaboration for Leadership in Applied Health Research and Care South West Peninsula. Javid Salim worked on this paper while an Academic Clinical Fellow, also funded by NIHR. The initial surveys were funded by the English Departments of Health with contributions from their Scottish and Welsh

counterparts, and data collection was led by the Office for National Statistics. We would like to thank the children, their parents and their teachers, as well as our colleagues at the Office for National Statistics, particularly Howard Meltzer, for their role in the original surveys.

Correspondence address

Tamsin Ford

Professor of Child and Adolescent Psychiatry

Room 2.05c

University of Exeter Medical School

South Cloisters

St Luke's Campus

Exeter EX1 2LU

01392 722 973

t.j.ford@exeter.ac.uk

References

Achenbach TM, McConaughy SH, Howell CT (1987). Child/adolescent behavioral and emotional problems: implications of cross-informant correlations for situational specificity. *Psychological Bulletin* **101**, 13.

Aronsson G, Svensson L, Gustafsson K (2003). Unwinding, Recuperation, and Health Among compulsory School and High School Teachers in Sweden. *International Journal of Stress Management* **10**, 217.

American Psychiatric Association. *Diagnostic and statistical manual of mental disorders (DSM).*

Washington, DC: American psychiatric association. 1994:143-7.

Barkley RA, Anastopoulos AD, Guevremont DC, Fletcher KE (1991). Adolescents with ADHD: patterns of behavioral adjustment, academic functioning, and treatment utilization. *Journal of the American Academy of Child & Adolescent Psychiatry* **30**, 752-61.

Bauermeister JJ, ShROUT PE, Ramírez R, Bravo M, Alegría M, Martínez-Taboas A, Chaves L, Rubio-Stipec M, Ribera JC, Canino G (2007). ADHD correlates, comorbidity, and impairment in community and treated samples of children and adolescents. *Journal of Abnormal Child Psychology* **35**, 883-98.

Beckett C, Beecham J, Doolan M, Ford T, Kallitsoglou A, Scott S, Sylva K, & HCA Study Teams. (2010). Which type of parenting programme best improves child behaviour and reading? *The Helping Children Achieve trial*. In: Department for Education, London.

CACI Information Services (1993) *ACORN User Guide, CACI Limited 1994*. All Rights Reserved. Source: ONS and GRO (S) © Crown Copyright 1991.

Children's Commissioner. 'Always someone else's problem': Office of the Children's Commissioner School Exclusions Inquiry. London. 2013.

Collishaw S, Maughan B, Goodman R, Pickles A (2004). Time trends in adolescent mental health. *Journal of Child Psychology and Psychiatry, and Allied Disciplines* **45**, 1350-62.

Collishaw S, Goodman R, Ford T, Rabe-Hesketh S, Pickles A (2009). How far are associations between child, family and community factors and child psychopathology informant-specific and informant-general? *Journal of Child Psychology and Psychiatry* **50**, 571-80.

Copeland WE, Angold A, Shanahan L, Costello EJ (2014). Longitudinal Patterns of Anxiety From childhood to Adulthood: The Great Smoky Mountains Study. *Journal of the American Academy of Child & Adolescent Psychiatry* **53**, 21-33.

Costello EJ, Egger H, Angold A (2005). 10-year research update review: the epidemiology of child and adolescent psychiatric disorders: I. Methods and public health burden. *Journal of the American Academy of Child and Adolescent Psychiatry* **44**, 972-86.

Daniels H, Cole T, Sellman E, Sutton J, Visser J, Bedward J (2003). Study of young people permanently excluded from school: Department for Education and Skills London.

Department for Children, Skills and Families (2005). *Permanent and Fixed Period Exclusions from Schools and Exclusion Appeals in England, 2003/04.* London: The Stationery Office.

Department for Children Schools and Families (2009). *Permanent and Fixed Period Exclusions from Schools and Exclusion Appeals in England 2007/08.* London: The Stationery Office.

Department for Education (2013) *Permanent and fixed period exclusions from schools and exclusion appeals in England 2011/2012.* London: The Stationery Office.

Department for Education (2016a). *Permanent and Fixed Period Exclusions in England: 2014 to 2015.* London: The Stationery Office

Department for Education (2016b). *Behaviour and discipline in schools: guidance for head teachers and staff.* London: The Stationery Office.

Department for Education & Department of Health (2014). *Special educational needs and disability code of practice: 0 to 25 years.* London: The Stationery Office.

Department of Health (2015). *Future in Mind.* London: The Stationery Office.

Donno R, Parker G, Gilmour J, Skuse D (2010). Social communication deficits in disruptive primary-school children. *The British Journal of Psychiatry* **196**, 282-9.

Ford T, Goodman R, Meltzer R (2004). The relative importance of child, family, school and neighbourhood correlates of childhood psychiatric disorder. *Social Psychiatry and Psychiatric Epidemiology* **39**, 487-496.

Ford T, Hamilton H, Meltzer H, Goodman R (2007). Child Mental Health is Everybody's Business: The Prevalence of Contact with Public Sector Services by Type of Disorder Among British School Children in a Three-Year Period. *Child and Adolescent Mental Health* **12**, 13-20.

Ford T, Parker C (2016). Emotional and behavioural difficulties and mental (ill) health. *Emotional and Behavioural Difficulties* **21**, 1-7.

Ford T, MacDiarmid F, Russell A, Racey D & Goodman R (2017). The predictors of persistent DSM-IV Disorders in three-year follow-ups of the British Child and Adolescent Mental Health Surveys 1999 and 2004. *Psychological Medicine* **47**, 1126-1137.

Goldberg D, Williams P (1988). User's Guide to the GHQ. Windsor, NFER Nelson.

Goodman R, Ford T, Richards H, Gatward R, Meltzer H (2000). The Development and Well-Being Assessment: description and initial validation of an integrated assessment of child and adolescent psychopathology. *Journal of Child Psychology and Psychiatry* **41**, 645-55.

Goodman R (2001). Psychometric properties of the strengths and difficulties questionnaire. *Journal of the American Academy of Child and Adolescent Psychiatry* **40**, 1337-45.

Goodman A, Goodman R (2011). Population mean scores predict child mental disorder rates: validating SDQ prevalence estimators in Britain. *Journal of Child Psychology and Psychiatry, and Allied Disciplines* **52**, 100-8.

Green H, McGinnity A, Meltzer H, Ford T, Goodman R (2005). Mental health of children and young people in Great Britain, 2004. Office for National Statistics

Hayden C, Dunne S (2001). *Outside, looking in: children's and families' experiences of exclusion from school*: The Children's Society

Hayden C, Lawrence B (1995). Primary School Children Excluded from School: Numbers, Characteristics, Reasons and Circumstances.

Hemphill SA, Toumbourou JW, Smith R, Kendall GE, Rowland B, Freiberg K, Williams, JW (2010). Are rates of school suspension higher in socially disadvantaged neighbourhoods? An Australian study. *Health Promotion Journal of Australia* **21**, 12-18.

Heyman I, Fombonne E, Simmons H, Ford T, Meltzer H, Goodman R (2001). Prevalence of obsessive—compulsive disorder in the British nationwide survey of child mental health. *The British Journal of Psychiatry* **179**, 324-9.

House of Commons. (2017). First joint report of the Education and Health Select Committee of the session 2016-7; children and young people's mental health; the role of education.
<https://www.publications.parliament.uk/pa/cm201617/cmselect/cmhealth/849/849.pdf> accessed 23 June 2017.

Knapp M, Snell T, Healey A, Guglani S, Lacko-Evans S, Fernandez JL, Meltzer H & Ford T (2015). How do child and adolescent mental health problems influence public sector costs? Inter-individual variations in a nationally representative British sample. *Journal of Child Psychology and Psychiatry* **56**, 667-692

Kidger J, Brockman R, Tilling K, Campbell R, Ford T, Araya R, King, N, Gunnell, D (2016). Teachers' wellbeing and depressive symptoms, and associated risk factors: A large cross sectional study in English secondary schools. *Journal of Affective Disorders*. 192:76-82.

Kim-Cohen J, Caspi A, Moffitt TE, Harrington H, Milne BJ, Poulton R (2003). Prior juvenile diagnoses in adults with mental disorder: developmental follow-back of a prospective-longitudinal cohort. *Archives of General Psychiatry* **60**, 709-17.

Liddle EB, Batty MJ, Goodman R (2009). The social aptitudes scale: an initial validation. *Social Psychiatry and Psychiatric Epidemiology* **44**, 508-13.

Maguire M, O'Connell T (2007). Ill-health retirement of schoolteachers in the Republic of Ireland. *Occupational Medicine* **57**, 191-3.

Meltzer H, Gatward R, Goodman R, Ford T (2000). The mental health of children and adolescents in Great Britain: HM Stationery Office

Meyer PA, Garrison CZ, Jackson KL, Addy CL, McKeown RE, Waller JL (1993). Undesirable life-events and depression in young adolescents. *Journal of Child and Family Studies* **2**, 47-60.

Miller M, Nevado-Montenegro AJ, Hinshaw SP (2012). Childhood executive function continues to predict outcomes in young adult females with and without childhood-diagnosed ADHD. *Journal of Abnormal Child Psychology* **40**, 657-68.

Newlove-Delgado T, Ukoumunne O, Stein K, Ford T (2015). Trajectories of Psychopathology in Relation to Mental Health Related Service Contacts over Three Years in the British Child and Adolescent Mental Health Survey 2004. *European Psychiatry* **30**, 418.

National Institute for Health and Care Excellence (2013). *Antisocial behaviour and conduct disorders in children and young people: recognition and management*. NICE Clinical Guidelines.

Norwich B. (2002) LEA Inclusion Trends in England, 1997-2001: Statistics on Special School Placements & Pupils with Statements in Special Schools. Bristol: CSIE

Obsuth I, Sutherland A, Cope A, Pilbeam L, Murray AL, Eisner M (2017). London Education and Inclusion Project (LEIP): Results from a Cluster-Randomized Controlled Trial of an Intervention to Reduce School Exclusion and Antisocial Behaviour. *Journal of Youth and Adolescence*. **46**, 538-557

O'Regan F (2010). Exclusion from school and attention-deficit/hyperactivity disorder. The *International Journal of Emotional Education* **2**, 3-18.

Parker C, Whear R, Ukoumunne OC, Bethel A, Thompson-Coon J, Stein K, Parker C (2014). School exclusion in children with psychiatric disorder or impairing psychopathology: a systematic review. *Emotional and Behavioural Difficulties* **20**, 229-51.

Parker C, Marlow R, Kastner M, May F, Mitrofan O, Henley W, Ford T. (2016a). "The "Supporting Kids, Avoiding Problems" (SKIP) study: relationships between school exclusion, psychopathology, development and attainment – a case control study". *Journal of Children's Services* **11**, 91 – 110.

Parker C, Paget A, Ford T, Gwernan-Jones R (2016b). 'he was excluded for the kind of behaviour that we thought he needed support with...' A qualitative analysis of the experiences and perspectives of parents whose children have been excluded from school. *Emotional and Behavioural Difficulties* **21**, 133-51.

Parry-Langdon N. (2008) Three Years On: Survey of the Development and Emotional Well Being of Children and Young People. In: ONS. London (ed)

Parsons, C (2010). Review of 'Excluded from school: Complex discourses and psychological perspectives'. *European Journal of Special Needs Education* **25**, 109-110

Patton GC, Coffey C, Romaniuk H, Mackinnon A, Carlin JB, Degenhardt L, Olsson CA, Moran P (2014). The prognosis of common mental disorders in adolescents: a 14-year prospective cohort study. *The Lancet* **383**, 1404-11.

Rohde LA, Biederman J, Busnello EA, Zimmermann H, Schmitz M, Martins S, Tramontina S (1999). ADHD in a school sample of Brazilian adolescents: a study of prevalence, comorbid conditions, and impairments. *Journal of the American Academy of Child & Adolescent Psychiatry* **38**, 716-22.

Rushton JL, Forcier M, Schectman RM (2002). Epidemiology of depressive symptoms in the National Longitudinal Study of Adolescent Health. *Journal of the American Academy of Child & Adolescent Psychiatry* **41**, 199-205.

Strengths and Difficulties Questionnaire. SDQINFO.COM. Normative data (<http://www.sdqinfo.com/g0.html>) Accessed 13 Dec 2013.

Skiba RJ, Horner RH, Chung C-G, Rausch MK, May SL, Tobin T (2011). Race is not neutral: A national investigation of African American and Latino disproportionality in school discipline. *School Psychology Review* **40**, 85.

Snell T, Knapp M, Healey A, Guglani S, Evans-Lacko S, Fernandez J-L, Meltzer H, Ford T (2013). Economic impact of childhood psychiatric disorder on public sector services in Britain: estimates from national survey data. *Journal of Child Psychology and Psychiatry* **54**, 977-85.

StataCorp 13. *Statistical Software Release 13.* Statistical software. StataCorp LP, College Station, TX. 2013.

Taggart B, Sammons P, Smees R, Sylva K, Melhuish E, Siraj-Blatchford I, Elliot K, Lunt I (2006). Early identification of special educational needs and the definition of 'at risk': The Early Years Transition and Special Educational Needs (EYTSEN) Project. *British Journal of Special Education* **33**, 40-5.

Titeridge T, Ukoumunne OC, Hayes R, Ford T. Classroom based factors influencing the mental health of teachers in the South West of England; a cross sectional study of data from the STARS trial. *Teaching and Teacher Education*. In revision (April 2017).

Vorhaus L, Vorhaus J (2012). The impact of pupil behaviour and wellbeing on educational outcomes. Department for Education, London.

Whear R, Thompson-Coon J, Boddy K, Ford T, Racey D, Stein K (2013). The effect of teacher-led interventions on social and emotional behaviour in primary school children: a systematic review. *British Educational Research Journal* **39**, 383-420.

Whear R, Marlow R, Boddy K, Ukoumunne OC, Parker C, Ford T, Thompson-Coon J, Stein K (2014). Psychiatric disorder or impairing psychology in children who have been excluded from school: A systematic review. *School Psychology International* **35**, 530-43.

World Health Organisation. (1993) The ICD-10 classification of mental and behavioural disorders: diagnostic criteria for research.

Wolke D, Waylen A, Samara M, Steer C, Goodman R, Ford T, Lamberts K (2009). Selective drop-out in longitudinal studies and non-biased prediction of behaviour disorders. *British Journal of Psychiatry* **195**, 249-56.

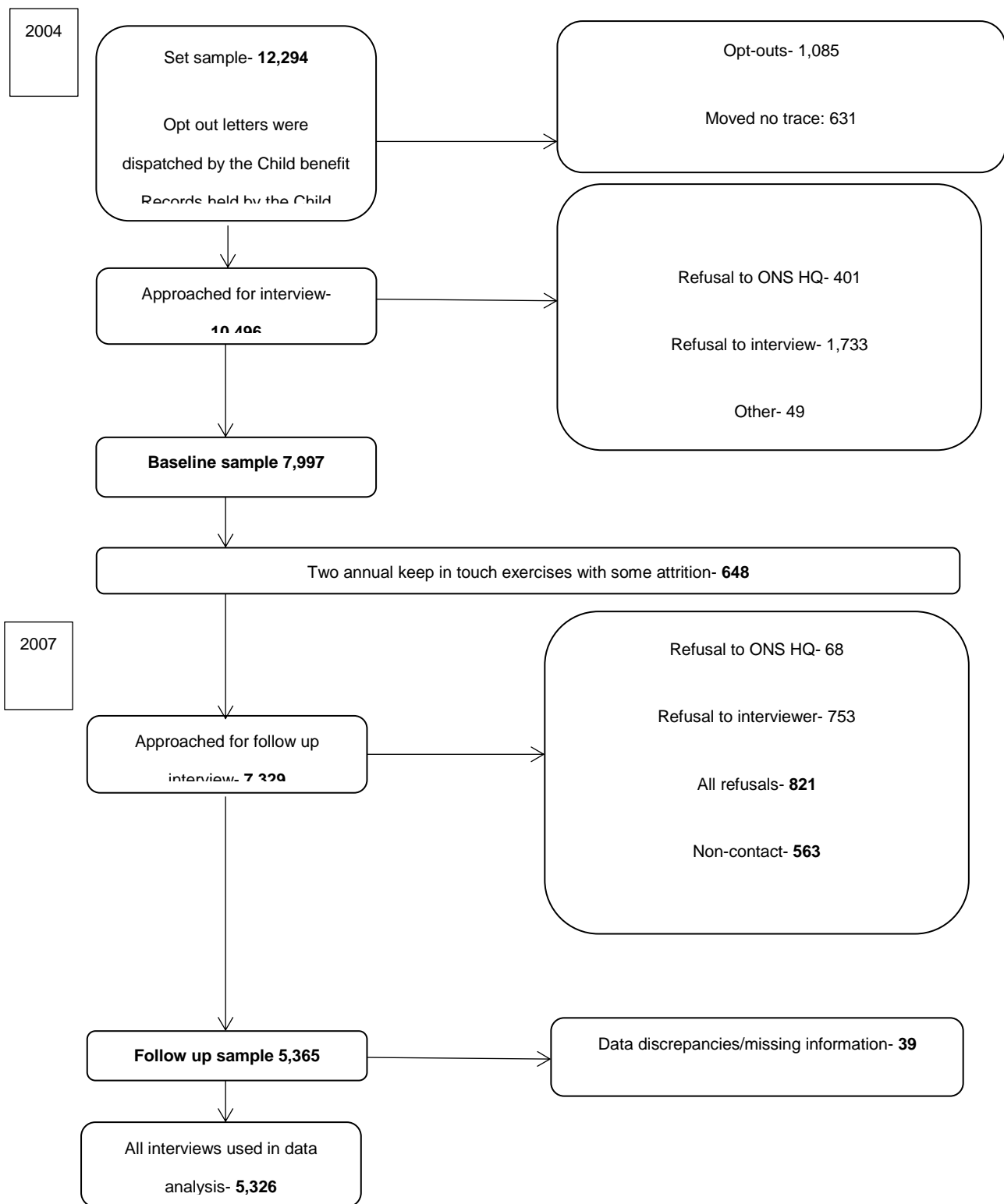


Figure 1– Flow diagram of participant recruitment to the British Child Mental Health Survey in 2004, and its follow up in 2007

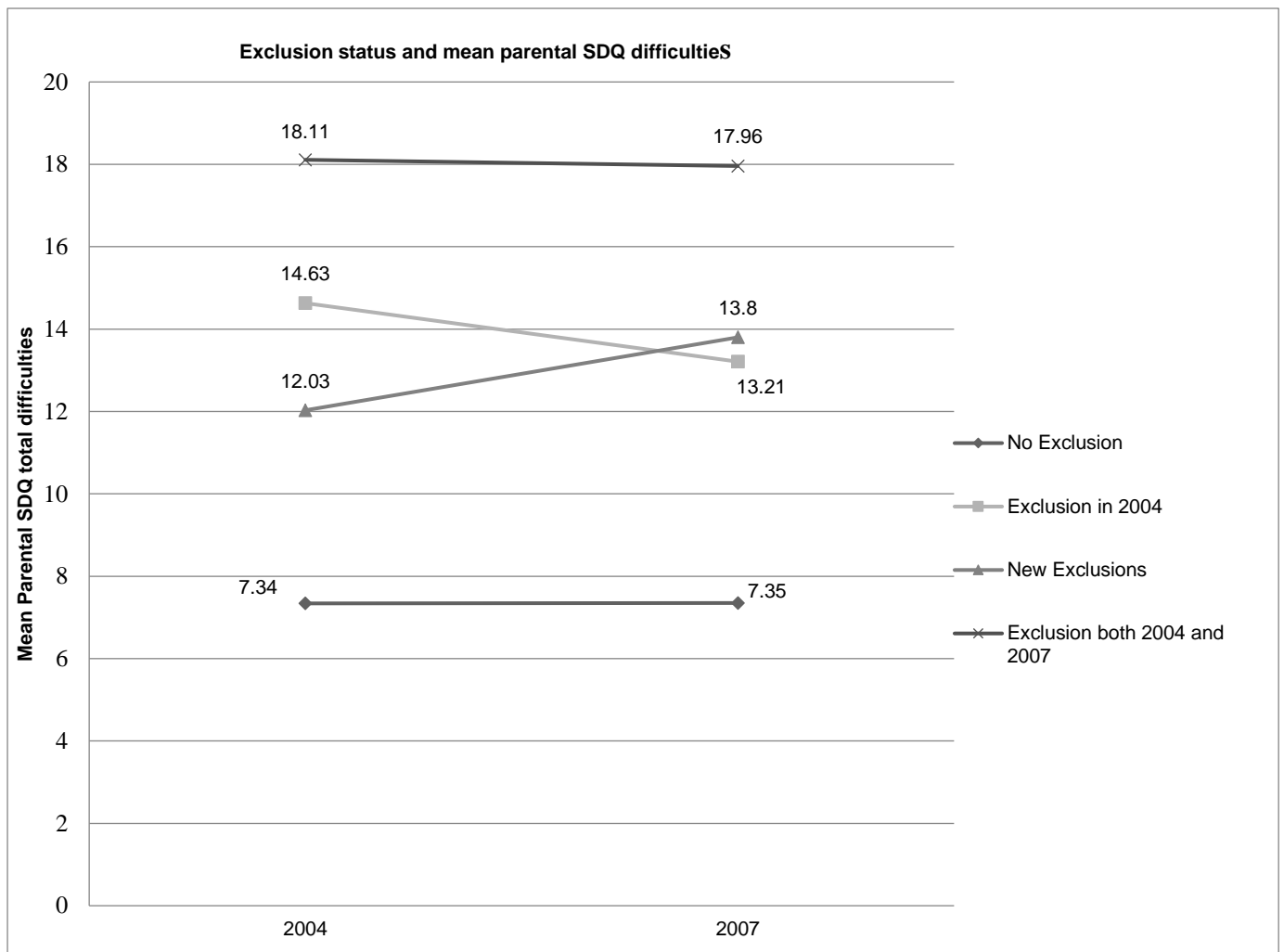
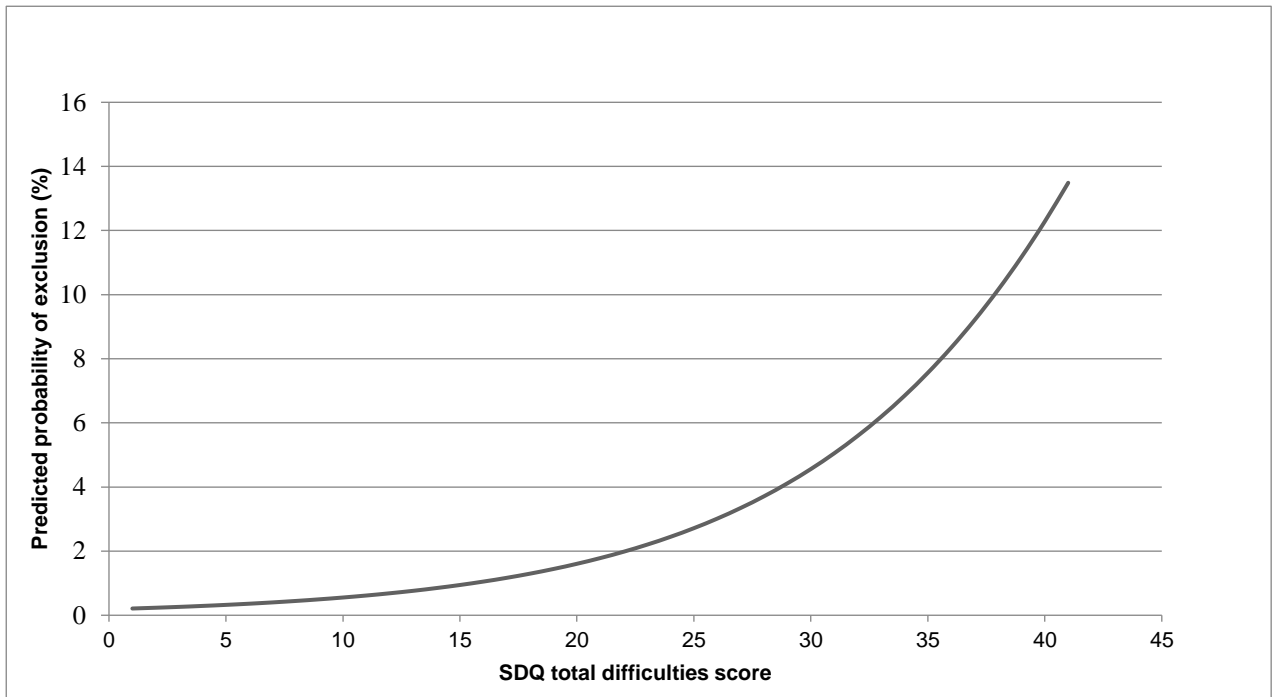


Figure 2 Mean parental SDQ score by exclusion status in both surveys

Figure 3- Predicted probability of exclusion at follow-up from baseline parental SDQ total difficulties score among boys (based



on adjusted analysis with other independent predictors coded to 0 to avoid over estimating the influence exclusion).

Table 1- Summary of the descriptive statistics of those who had been excluded in 2007

Variable	Excluded at 2007 (n=183)
Number of times excluded from school ¹	
Once	86
Twice	36
Three or more	60
Type of exclusion (for the last reported exclusion if more than one)	
Fixed term (suspension)	160
Permanent exclusion	19
Not sure	4
Educational provision after exclusion ²	
Move to another school	2
Home tutoring	8
Referral unit	10
Special school	5
None	155
Received any of the help listed below after the exclusion ³	
Behaviour management training	17
Cognitive behavioural therapy	3
Parent management training	1
Family therapy	3
Received no extra help	113
Other	45

¹ 1 Child was missing for this question

² 3 Children were missing data for this question; the survey question did not specify in relation to which exclusion if more than one and parents could endorse one option

³ 1 Child was missing for this question; the survey question did not specify in relation to which exclusion if more than one and parents could endorse one option

Table 2 Unadjusted characteristics of the sample at baseline in relation to exclusion status across both surveys

		Exclusion at baseline (2004)			Exclusion at follow up (2007)		
		n	Odds Ratio (95% Confidence Interval)	p value	n	Odds Ratio (95% Confidence Interval)	p value
Gender	Female	3772	1.00		1960	1.00	
	Male	4008	3.00 (2.31-3.90)	<0.001	2049	1.36 (1.10-1.62)	<0.001
Age	5-10	3854	1.00		2664	1.00	
	11-16	3926	7.34 (5.23-10.30)	<0.001	1345	3.26 (2.27-4.68)	<0.001
Ethnicity	White	6869	1.00		3602	1.00	
	Ethnic minority	907	0.74 (0.50-1.09)	0.128	403	1.00 (0.56-1.79)	0.995
Psychiatric disorder	No	7037	1.00		3765	1.00	
	Yes	743	13.68 (10.79-17.36)	<0.001	244	5.45 (3.55-8.35)	<0.001
Social class	Higher	2115	1.00		1624	1.00	
	Intermediate	1156	1.43 (0.87-2.36)	0.157	872	1.10 (0.71-1.50)	<0.001
	Lower	1873	2.81 (1.90-4.17)	<0.001	1407	2.46 (2.12-2.80)	<0.001

	Never worked	111	3.3 (1.36-8.01)	0.008	82	4.04 (2.99-5.09)	<0.001
	Student/not stated	34	3.61 (0.83-15.64)	0.08	24	6.19 (4.84-7.55)	<0.001
Neighbourhood Deprivation	Wealthy achievers	1556	1.00		1168	1.00	
	Urban prosperity						
	Comfortably off	396	0.65 (0.25-1.69)	0.377	321	1.42 (0.59-3.44)	0.432
	Moderate means						
	Hard pressed	1413	0.95 (0.56-1.62)	0.860	1070	1.59 (0.87-2.92)	0.134
		793	2.21 (1.34-3.65)	0.002	590	2.24 (1.18-4.27)	0.01
		1089	3.18 (2.04-4.94)	<0.002	831	4.70 (2.75-8.06)	<0.001
Weekly income	<£200	588	1.00		471	1.00	
	£200-£399	1104	1.03 (0.64-1.64)	0.906	823	0.95 (0.58-1.55)	0.842
	£400-£770	1803	0.49 (0.30-0.80)	0.004	1379	0.42 (0.25-0.70)	0.001
	>£770	1421	0.27 (0.15-0.49)	<0.001	1085	0.17 (0.08-0.34)	<0.001

Parental Mental Health	No distress	4133	1.00		3192	1.00	
	Distress	1138	2.59 (1.87-3.58)	<0.001	806	1.62 (1.10-2.39) p0.015	0.01
Parental education	None	1411	1.00		550	1.00	
	Qualification	6350	0.31 (0.24-0.39)	<0.001	3446	0.42 (0.28-0.63)	<0.001
General health (child)	Good	7341	1.00		3812	1.00	
	Poor	439	1.83 (1.24-2.70)	0.002	197	2.25 (1.25-4.07)	0.007
Learning disability	No	7341	1.00		3945	1.00	
	Yes	439	1.90 (0.99-3.66)	0.05	60	4.86 (2.26-10.46)	<0.001

Table 3- The impact of baseline characteristics on the child's likelihood to be excluded at follow-up

Exposure		N	Adjusted Odds Ratio (95% CI)	P-value
Parental Strengths and Difficulties Questionnaire total difficulties score (2004)		4001	1.11 (1.08-1.14)	<0.001
Gender	Female	1959	1.00	
	Male	2042	2.65 (1.76-3.99)	<0.001
Age	5-10	2660	1.00	
	11-16	1341	3.81 (2.62-5.55)	<0.001
Ethnicity	White	3600	1.00	
	Ethnic Minority	401	1.12 (0.61-2.05)	<0.607
Social class	Higher	1622	1.00	
	Intermediate	870	2.27 (1.24-4.16)	0.008
	Lower	1407	3.46 (2.05-5.84)	<0.001
	Never worked	80	3.00 (0.99-9.11)	0.05
	Student/not stated	22	13.99 (4.05-48.33)	<0.001
Parental education	None	559	1.00	
	Qualification	3442	0.65 (0.42-1.00)	0.05

Neighbourhood, weekly income parents' mental health, child's general health and learning disability status were also tested in this model but were not significant and therefore removed.

Table 4 The impact of baseline exclusion status on the parent reported Strengths and Difficulties Questionnaire total difficulty scores in 2007

Exposure variables in 2004		N	Adjusted Coefficient (95% CI)	P-value
Exclusion 2004	No	4712	0.00	
	Yes	139	4.82 (3.90-5.73)	<0.001
Gender	Female	2352	0.00	
	Male	2499	-0.99 (-1.29- -0.69)	<0.001
Age	5-10	2505	0.00	
	11-16	2346	-1.09(-1.39- -0.79)	<0.001
Ethnicity	White	4429	0.00	
	Ethnic Minority	422	-0.61(-1.16- -0.07)	0.02
Social class	Higher	2000	0.00	
	Intermediate	1023	0.34 (-0.08-0.78)	0.114
	Lower	1712	0.98 (0.57-1.40)	<0.001
	Never worked	88	0.10(-0.21-2.20)	0.106
	Student/not stated	28	2.32(0.32-4.32)	0.02
Neighbourhood Deprivation	Wealthy achievers	1464	0.00	
	Urban prosperity	367	-0.27(-0.88-0.35)	0.392
	Comfortably off	1318	0.67(-0.34-0.47)	0.744
	Moderate means	703	1.00(0.49-1.52)	<0.001
	Hard pressed	999	1.11(0.62-1.61)	<0.001
Weekly income	<£200	578	0.00	
	£200-£399	1078	-0.01(-0.56-0.54)	0.970
	£400-770	1802	-0.73 (-1.28- -0.18)	0.009
	>£770	1393	-1.47(-2.09- -0.86)	<0.001
Parent mental health	No distress	3809	0.00	
	Distress	1042	1.78 (1.41-2.15)	<0.001
Parental education	None	689	0.00	
	Qualification	4162	-0.76 (-1.22- -0.30)	<0.001

General health	Good	4612	0.00	
(child)	Poor	230	2.52 (1.81-3.22)	<0.001
Learning disability	No	4781	0.00	
	Yes	70	4.90 (3.65-6.15)	<0.001